

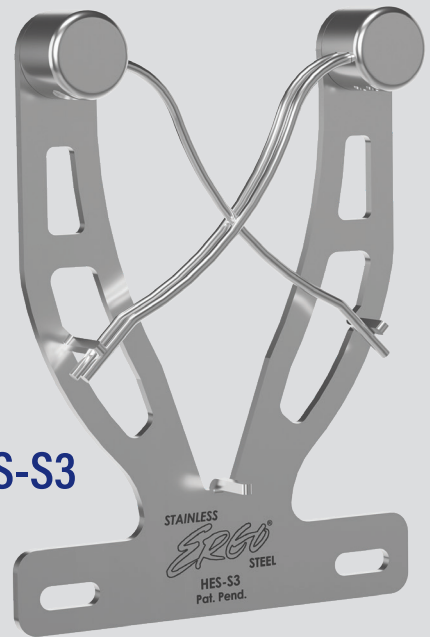
NEW Stainless Steel Ergo Steels

Often Imitated - Never Duplicated



HES-SB3

STAINLESS
ERGO[®]
STEEL
EDGE MAINTENANCE TOOL



HES-S3

**Redesigned for improved performance,
longevity, and lighter weight**

Maintain the performance of knife edges throughout your plant

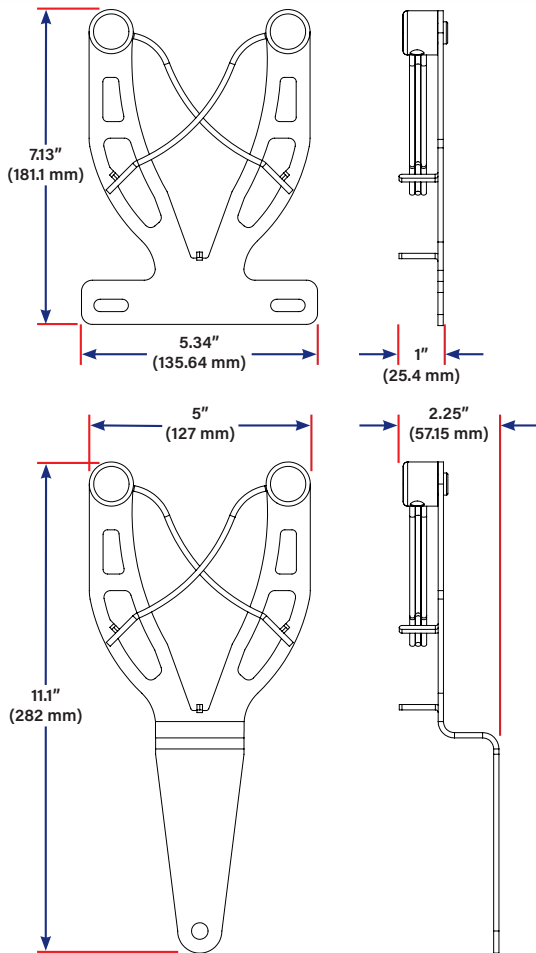
- Three alignment rods ensure perfect straightening of any length knife edge, from base to tip
- Wider entrance design guides knife blades perfectly into alignment rods while avoiding contact with base
- Enhanced durability with longer-than-ever spring life
- Lighter than ever for ease of hand-held operation
- Electropolished finish to reduce contamination build-up



Restores a perfect edge in seconds.

REV 09/12/2023

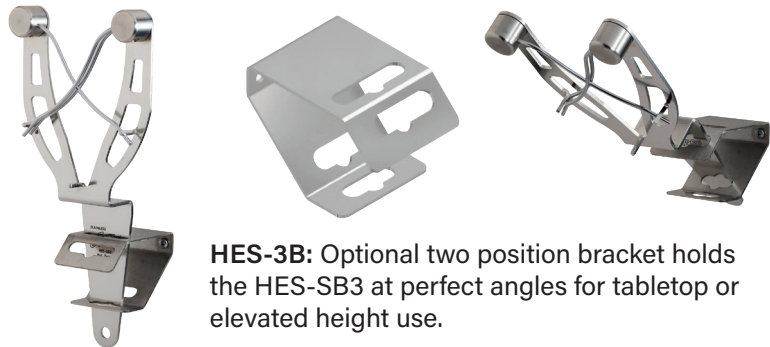
HES-S3 / HES-SB3 Stainless Ergo Steels



Whether you process chicken, beef, pork or fish, keeping knife edges sharp is essential on the processing line. With use, sharp knives will dull. The Stainless-Steel Ergo Steel is a fast and easy way to straighten and restore those knife edges for razor-sharp performance. The Stainless-Steel Ergo Steel is an edge maintenance tool used on the production floor. Throughout the day, as a knife edge dulls, the operator can slide the blade through the unique spring-tensioned rods of the Stainless-Steel Ergo Steel and straighten the edge in a matter of seconds.

The Stainless-Steel Ergo Steel consists of a pair of pivoting, specially developed flexible stainless steel alignment rods on a compact, electropolished base. Under each pivoting rod, spring mechanisms provide the perfect amount of tension between the knife edge and stainless steel rods. Both sides of the edge are straightened simultaneously, assuring a perfect edge in seconds. The smooth electropolished finish of the Stainless-Steel Ergo Steel reduces product adhesion and contamination build up and allows for more thorough, easier cleaning.

Requires no training to use, the Stainless-Steel Ergo Steel can be held comfortably and safely, right-or left-handed. The HES-SB3 handle can be effortlessly placed into the optional HES-3B stainless-steel 2-position bracket for bench-mount use.



HES-3B: Optional two position bracket holds the HES-SB3 at perfect angles for tabletop or elevated height use.



First insert knife and push to bottom of Ergo Steel then draw knife out.

Then insert knife again and push to middle of Ergo Steel and draw knife out. Repeat 2-3 times.

